PLAN ARMARE GRINZI (COTA +25.90)
- ARMARE JOS -
Scara 1:50

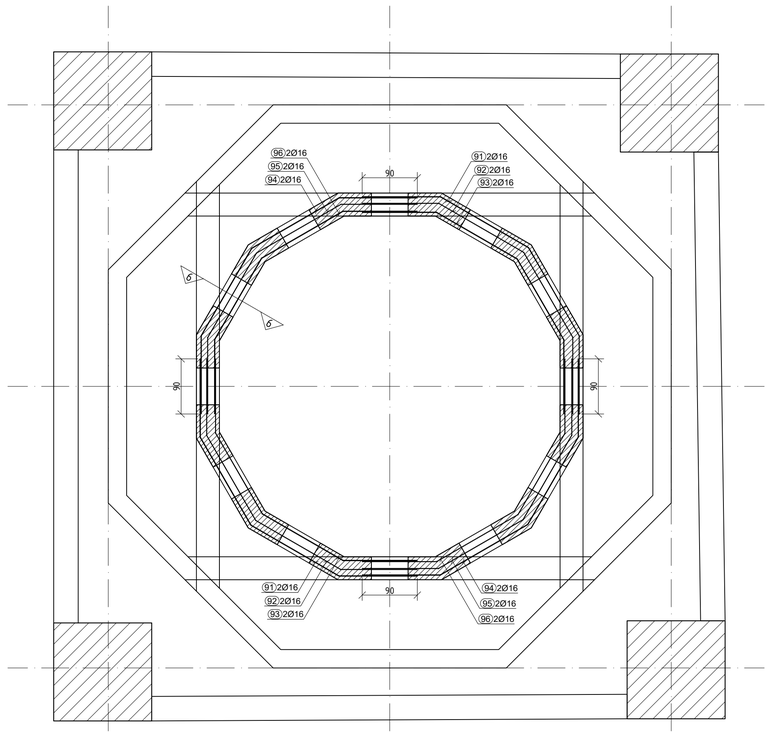

PLAN ARMARE GRINZI (COTA +25.90)
- ARMARE SUS SI DISTRIBUIRE ETRIERI -
Scara 1:50

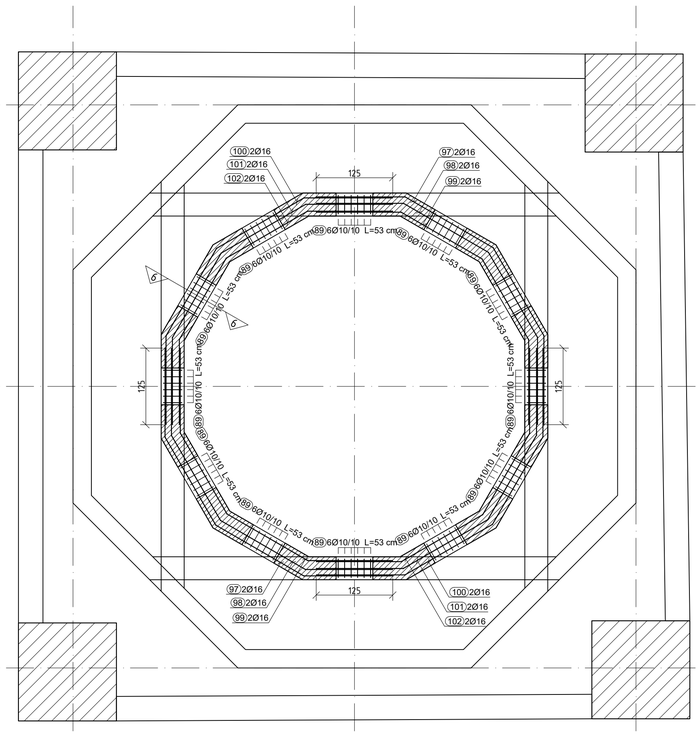

PLAN ARMARE GRINZI (COTA +25.90)
- ARMARE INTERMEDIARA SI DISTRIBUIRE AGRAFE -
Scara 1:50

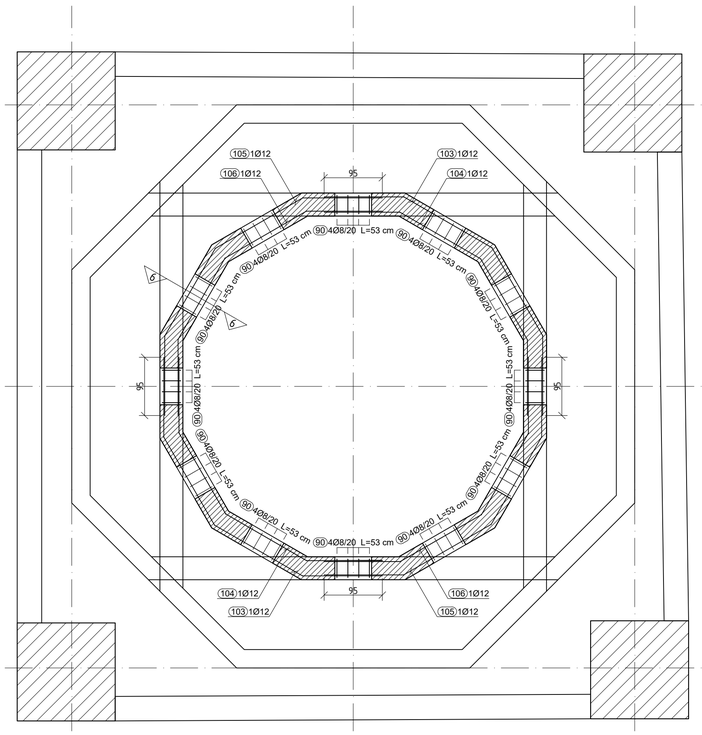

DETALIERE BARE ARMARATURA GRINDA (+25.90)
- JOS -

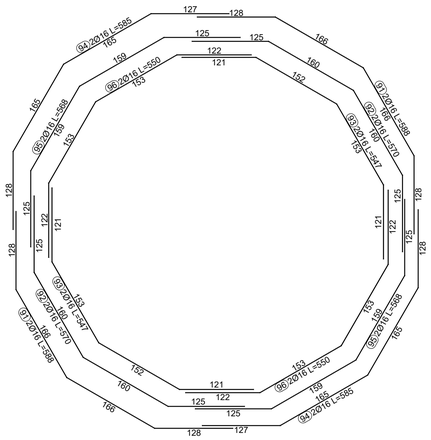

DETALIERE BARE ARMARATURA GRINDA (+25.90)
- SUS -

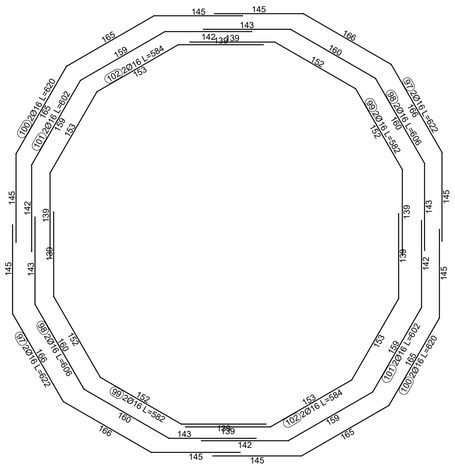

DETALIERE BARE ARMARATURA GRINDA (+25.90)
- INTERMEDIAR -

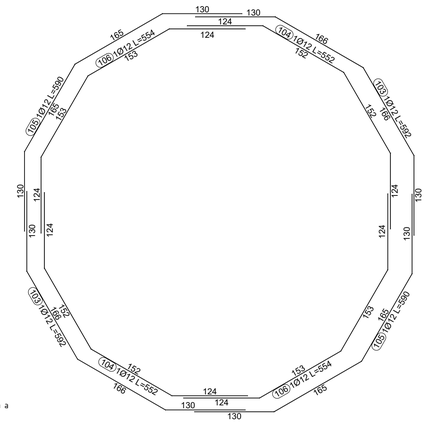

Detaliu armare grinda 37.5x106.5cm
Sectiunea 6-6
Scara 1:25

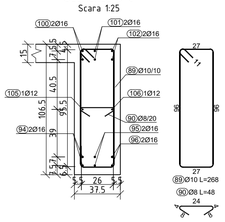

NOTE:
Conform P100-1/2013 ag=0.20g, Tc=0.7sec
Conform P100-1/2006 ag=0.16g, Tc=0.7sec
Clasa de importanta II, γ1=1.2
Conform CR1-1-4-2012 valoarea de referinta a presiunii dinamice a vantului qb=0.6kPa
Conform CR1-1-3/2012 incarcarea caracteristica din zapada s0k=1.5kN/mp

Materiale:
Beton C12/15 XC0 dmax=16mm-egalizare
Beton armat C20/25 XC2 dmax=31mm-talpi fundatii
Beton armat C25/30 XC2 dmax=31mm-fundatii si placa pardoseala
Beton armat C25/30 XC1 dmax=16mm-suprastructura
Armatura BST500S clasa C de ductilitate
Otel laminat S235
Lemn brad clasa C24 (cal. 1)

Acoperiri minime cu beton a armaturilor atunci cand nu sunt specificate in planuri:

Stalpi, grinzi si pereti=2.5cm la fata etrierilor, 3.5cm la fata barelor longitudinale
Placi=2cm
Acoperirile cu beton se vor realiza la executie prin pozitionarea unor distantieri specifici pentru armaturi. Nu este permisa folosirea altor obiecte pentru distantieri: pietre, bucati de lemn, piese metalice.
NERESPECTAREA ACOPERIRILOR MINIME CU BETON POATE DUCE LA REFACEREA ELEMENTELOR RESPECTIVE!
LUNGIMILE BARELOR SUNT DATE LA INTERIORUL RAMURILOR PENTRU ETRIERI SI LA EXTERIOR PENTRU BARELE LONGITUDINALE.

R06 - PLAN SI DETALII ARMARE GRINZI TURLA CENTRALA (COTA +25.90)

841mm x 594mm