PLAN INTERVENTII LA PARTER
sc. 1:100

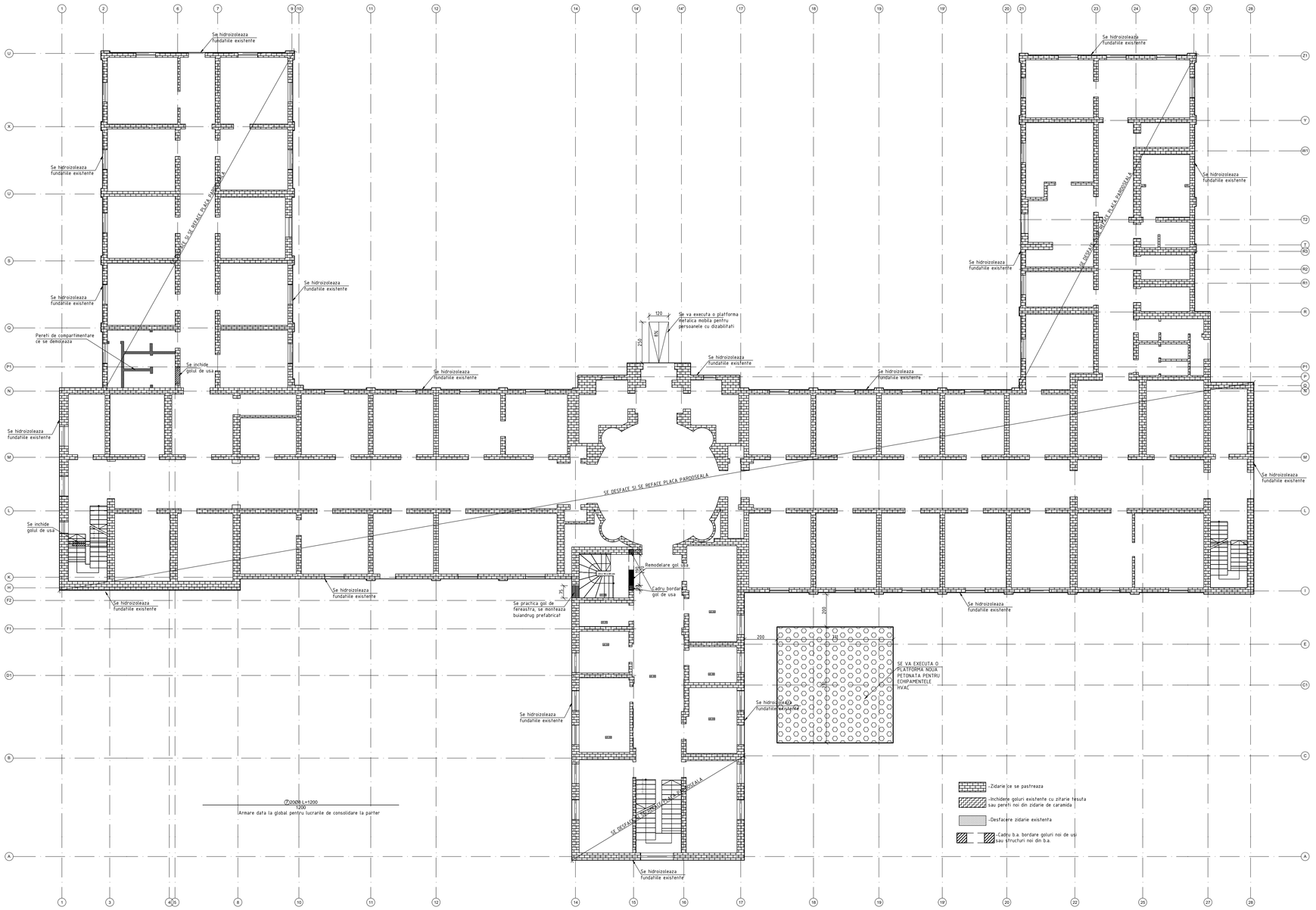

DETALIU REPARATII FISURI MAJORE
Scara 1:25

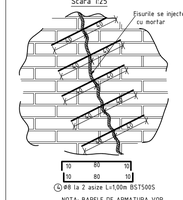

NOTA: BARELE DE ARMATURA VOR FI PERPENDICULARE PE FISURA.

Detaliu completare zidarie cu strepi
Scara 1:25

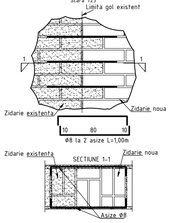

Detaliu conectare zidarie noua
Scara 1:25

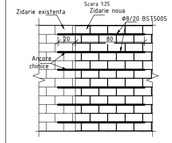

Detaliu reparare goluri existente (de exemplu de instalatii)
Scara 1:25

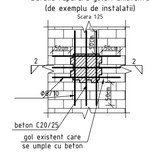

Detaliu reparare pereti cu degradari mari
Scara 1:25

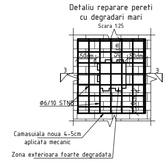

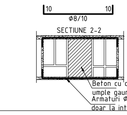

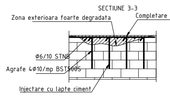

Detaliu ancorare placa pardoseala noua la pereti interiori
Scara 1:25

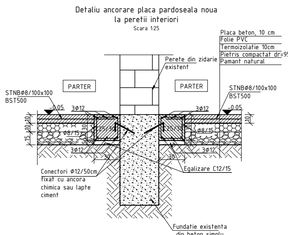

Detaliu ancorare placa pardoseala noua la pereti interiori
Scara 1:25

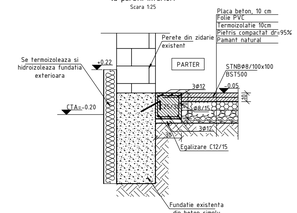

Detaliu realizare gol nou
Scara 1:25

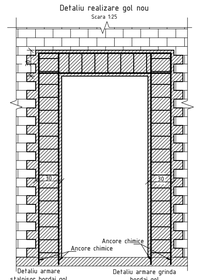

SECTIUNE PLATFORMA BETONATA
sc. 1:25

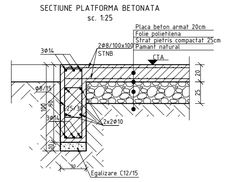

PLAN INTERVENTII LA SUBSOL
sc. 1:100

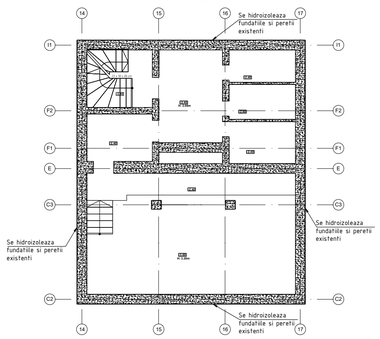

Detaliu armare bordare gol usa 190x220cm
1 buc.
Scara 1:25

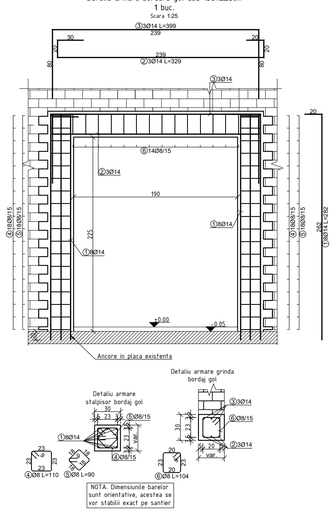

NOTA: Dimensiunile barelor sunt orientative, acestea se vor stabili exact pe santier

Acoperiri minime cu beton a armaturilor atunci cand nu sunt specificate in planuri:
Fundatii: 5cm
Stalpi, grinzi si pereti=2.5cm la fata etrierilor, 3.5cm la fata barelor longitudinale
Placi=2cm
Acoperirile cu beton se vor realiza la executie prin pozitionarea unor distantieri specifici pentru armaturi. Nu este permisa folosirea altor obiecte pentru distantieri pietre, bucati de lemn, piese metalice.
NERESPECTAREA ACOPERIRILOR MINIME CU BETON POATE DUCE LA REFACEREA ELEMENTELOR RESPECTIVE!
LUNGIMILE BARELOR SUNT DATE LA INTERIORUL RAMURILOR PENTRU ETRIERI SI LA EXTERIOR PENTRU BARELE LONGITUDINALE.

Inaltimea capretor se va putea modifica la santier astfel incat sa se respecte acoperirile cu beton si inaltimea totala a placii din proiect.

NOTA:
In cazul in care terenul este inclinat, adancimea minima de fundare va fi 1.0m, iar diferenta se va completa cu beton simplu (B/S)

NOTE:
Conform P100-1/2013 ag=0.30g, Tc=1.6sec
Clasa de importanta III, γI=1.0
Conform CR1-1-4-2012 valoarea de referinta a presiunii dinamice a vantului q0=0.5kPa
Conform CR1-1-3/2012 incarcarea caracteristica din zapada s0k=2.0kN/mp

Materiale:
Beton C12/15 XC0 dmax=16mm-egalizare
Beton armat C25/30 XC2 dmax=31mm-fundatii si placa pardoseala
Beton armat C25/30 XC1 dmax=16mm-suprastructura
Armatura BST500S clasa C de ductilitate
Otel laminat S235
Lemn brad clasa C24 (cal. I)

VERIFICATOR / EXPERT	NUME	SEMNATURA	CERINȚA	REFERAT / EXPERTIZA NR. / DATA	
PROIECTANT REZISTENTA:	UNITAR PROIECT TDA SRL		DENUMIRE PROIECT:		
© UNITAR PROIECT TDA SRL	J40/7480/2004 RO16720241 CUI: 36638210 Strada Dristorului, nr. 38, bl. 11, sc. B, ap. 83		RENOVARE ENERGETICĂ CLĂDIRI PUBLICE C1 ȘI C4 DIN ADMINISTRAREA ICDPP		
UNITAR PROJECT TDA	Sector 3	Bucuresti	Romania	AMPLASAMENT: STRADA UN DRUM DE LA BRAD, NUMĂRUL 8, SECTOR 1, BUCUREȘTI		Proiect nr: 08/2023
BIROU PROIECTARE SI CONSULTANȚĂ	+40 765 486 644 unitarproiect@gmail.com		BENEFICIAR: STATUL ROMÂN – drept de administrare ICDPP		Faza PT
ing. PARLAFAN RĂZVAN GABRIEL					
Nr. Vella Cămpulu nr.37, sector 6, Bucuresti					
FAG1420434 T.2008, C.I.I. 40250870, Tel.:+40730320826					
	Numele:	Semnatura:	Scara: 1:100=1:25	Specialitatea: REZISTENTA	Plansa nr.: R01
Sef proiect :	Arh. Claudia-Sandra Myers				
Proiectat :	Ing. Adrian Dinca		Data: SEP. 2023	Titul planseii: PLAN INTERVENTII LA PARTER SI SUBSOL CORP C1	
Desenat :	Ing. Adrian Dinca				

TIPĂRIT: 6/6/2024